

# STATISTICAL OVERVIEW

For more information contact [mail@showcasehbcu.com](mailto:mail@showcasehbcu.com) or visit [showcasehbcu.com](http://showcasehbcu.com)

**1,569**

TOTAL REGISTERED STUDENTS

**50%**

WERE ATTENDING A COLLEGE FAIR FOR THE FIRST TIME

**591**

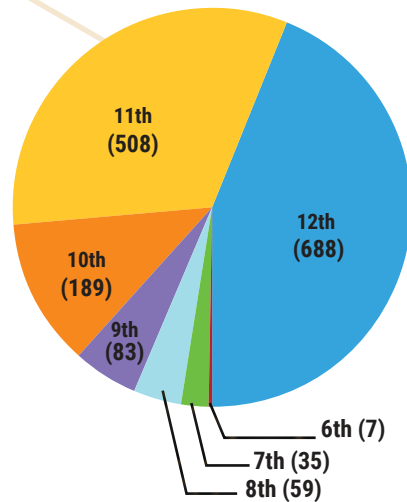
WOULD BE THE FIRST IN THEIR FAMILY TO GO TO COLLEGE



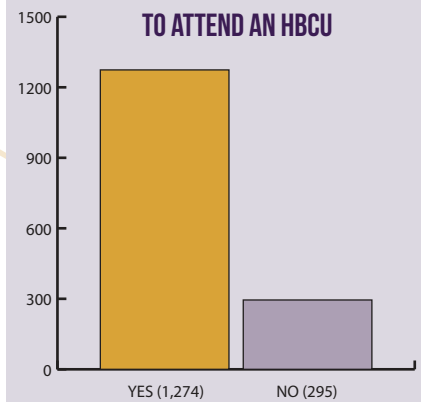
INCREASE IN ATTENDANCE FROM PREVIOUS YEAR

**19.2%**

GRADE OF ATTENDEES



STUDENTS WHO WOULD PREFER TO ATTEND AN HBCU



COUNTIES REPRESENTED

KY - Bullitt, Christian, Fayette, Franklin, Hardin, Jefferson, Oldham, Scott, Simpson, Warren

IN - Clark, Floyd



AVERAGE CUMULATIVE GPA

**3.12**

↑ Increase from 2023 (3.08)

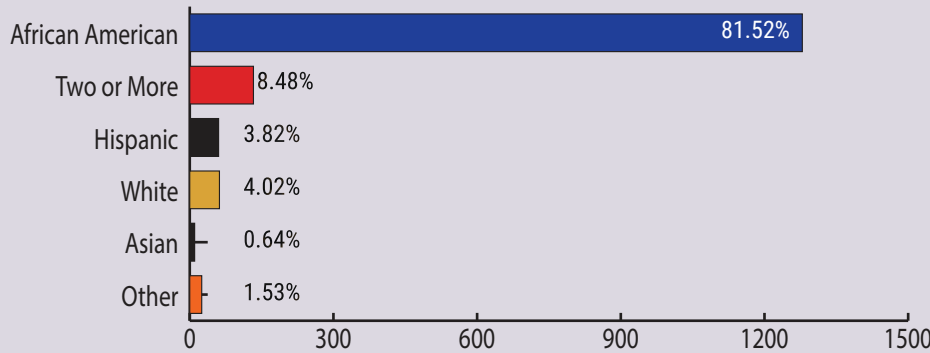


# STATISTICAL OVERVIEW

For more information contact [mail@showcasehbcu.com](mailto:mail@showcasehbcu.com) or visit [showcasehbcu.com](http://showcasehbcu.com)



## RACIAL DEMOGRAPHICS OF STUDENT ATTENDEES



**34%**  
MALE STUDENT ATTENDEES

**60**  
SCHOOLS ATTENDED

TOP 4 CAREER FIELDS OF INTEREST

1. HEALTHCARE
2. BUSINESS
3. EDUCATION
4. LAW

**84**

TOTAL EVENT VOLUNTEERS



## THIS WOULDN'T BE POSSIBLE WITHOUT OUR EVENT SPONSORS

